
TutorMandarin Pinyin Course

6 Lessons to teach you Pinyin from scratch

 TutorMandarin
6 Lesson Pinyin Course



5 High
4 Mid-High
3 Middle
2 Mid-low
1 Low

1st tone 2nd tone 3rd tone 4th tone

TutorMandarin - Professional Mobile Mandarin Tutoring

www.tutormandarin.net



Introduction to Pinyin.....	3
Pinyin 1 -	5
“The essential five tones”	5
导入 Warm Up	5
Introduction of the 5 tones of Chinese.....	5
新的语音认识 Introduction of new phonetic	7
课堂练习 Pronunciation Drill	10
对话一 Conversation 1	11
绕口令 Tongue Twister.....	12

Introduction to Pinyin

Pinyin is the Romanization of Chinese characters based on their pronunciation. In Mandarin Chinese, the phrase “Pin Yin” literally translates into “spell sound.” That is to say, spelling out Chinese phrases with letters from the English alphabet.

Here’s an example:

Characters: 学习中文

Pinyin: *xué xí zhōng wén*

Historically, Pinyin started as a means of explaining Chinese to Western learners. It wasn’t until the Qing Dynasty that Chinese people really started considering adopting a form of spelling in their writing system.

The Chinese government did not officially recognize this language form until the 1950s, when it became a project headed by Zhou Youguang and a team of linguists. It was then introduced in elementary school in order to improve literacy rates as well as help standardize the pronunciation of Chinese characters.

In the digital age, Pinyin has become exceedingly useful, as it is the most popular and common way to type out Chinese characters on a typical keyboard. Touch-screen devices allow you to draw out the character, which is often unreliable (depending on how bad your handwriting is) and more time consuming.

Here at TutorMandarin (www.tutormandarin.net) all ‘newbies’ start with pinyin first to give them a strong foundation in pronunciation, speaking, reading, writing... well, just about everything!

The following 6 lessons are taken directly from our curriculum. This means 2 things:

- 1.) These are solid learning resources that can get you from “0-1” in terms of pinyin if studied thoroughly and correctly! Wahoo!
- 2.) These lessons are designed to be taught by a live, professional TutorMandarin tutor. Without a 1-on-1 tutor to assess your progress, correct your tones, and teach the language in a personal way — results will never be as good.

Ok, that’s it! Enjoy! Time to go learn pinyin!



Sign up for your 50 minute free trial!

Go to www.tutormandarin.net or download our app to register

Have Chinese questions?

Ask us any Chinese questions you have on social media!

Facebook (<https://www.facebook.com/TutorMandarin/>)

Twitter (twitter.com/mytutormandarin)

Instagram (<https://www.instagram.com/tutormandarin/>)

Pinterest (<https://www.pinterest.com/tutormandarin/>)

Did you know?

TutorMandarin courses are designed around HSK standards. Passing a TutorMandarin course teaches you the same vocabulary, phrases, and grammar for the HSK.

Pinyin 1 - “The essential five tones”

导入 Warm Up

A: 你好，我叫 ____。你叫什么名字？

Nǐ hǎo, wǒ jiào _____. Nǐ jiào shénme míngzì?

B: 我叫 ____。

Wǒ jiào _____.

Introduction of the 5 tones of Chinese

Chinese is a tonal language. There are five tones in Chinese.

1 First tone - high tone

Imagine the doctor wants you to open your mouth for inspection.

妈 mā mother



2 Second tone - rising tone

Imagine you just heard some very surprising news and you say, “WHAT”?!

麻 má numbing

3 Third tone - falling and rising tone

Imagine you are hesitating to make decision and you say, “well...”

马 mǎ horse



4 Fourth tone - falling tone

Imagine you harshly reject a rude request by saying “NO”!

骂 mà to scold



5 Fifth tone - neutral

Speak normal without any tones

吗 ma

question particle for yes or no questions



新的语音认识 Introduction of new phonetic

1. b

爸爸 bàba N. father

Bā bǎ bǎ bà

bō bó bǒ bò

bāo bāo bǎo bào



2. p

跑 pǎo V. to run

pā pá pā pà

pāo pāo pǎo pào

pō pō pǒ pò



3. m

妈妈 māma N. mother

mā má mǎ mà

māo māo mǎo mào


mō mó mǒ mò



4. f

法国 fàguó N. France


fā fá fǎ fà



5. t

他 tā N. he


tā tá tǎ tà



6. n

哪里 nǎlǐ N. where

nā ná nǎ nà



7. l

老師 lǎoshī N. teacher

lā lá lǎ là

lē lé lě lè

lāo láo lǎo lào



8. g

哥哥 gēge N. older brother

gāo gáo gǎo gào

gē gé gě gè



9. k

上课 shàngkè V. to have class

kā ká kǎ kà

kē ké kě kè

kāo káo kǎo kào



10. h

喝水 hē shuǐ VO. to drink water

hā há hǎ hà

hē hé hě hè

hāo háo hǎo hào



课堂练习 Pronunciation Drill

1. Pronunciation:

1) mā — mō

2) tā — tē

3) mò — mù

4) dà — tè

5) lǎo — hǎo



2. Guess what combination the tutor is reading

- 1) dú – dé
- 2) mā – mō
- 3) nà – là
- 4) pō – bō
- 5) mǔ – nǚ

3. Let the tutor guess what combination you are reading

- 1) mǎ – nǎ
- 2) hā – hē
- 3) māo – bāo
- 4) gào – kào
- 5) gé – kě
- 6) là – lè

对话一 Conversation 1

A: 你好。我叫包德好。你叫什么名字?

Nǐ hǎo. Wǒ jiào Bāodéhǎo. Nǐ jiào shénme míngzì?

Hello. My name is Bāo déhǎo. What's your name?

B: 你好。我叫李大可。

Nǐ hǎo. Wǒ jiào Lǐ dàkě

Hello. My name is Lǐ dàkě.

A: 我是台湾人，你是哪国人？

Wǒ shì Táiwān rén, nǐ shì nǎ guó rén?

I'm Taiwanese, which country are you from?

B: 我是法国人，很高兴认识你。

Wǒ shì Fàguó rén, hěn gāoxìng rènshì nǐ.

I'm French, nice to meet you.

绕口令 Tongue Twister

伯伯的马

Bóbo de mǎ

Uncle's horse.

爸爸的鹅

Bàba de é

Father's goose

马爬土坡

Mǎ pá tǔpō

The horse is climbing a muddy slope.

Lesson 1 Complete! Great job!

Want the other 5 lessons for free?

Sign up to have them sent to your email!

Link here: www.tutormandarin.net/en/free-trial/